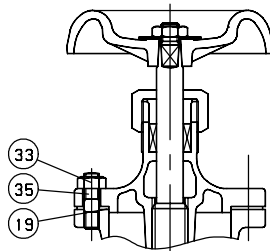
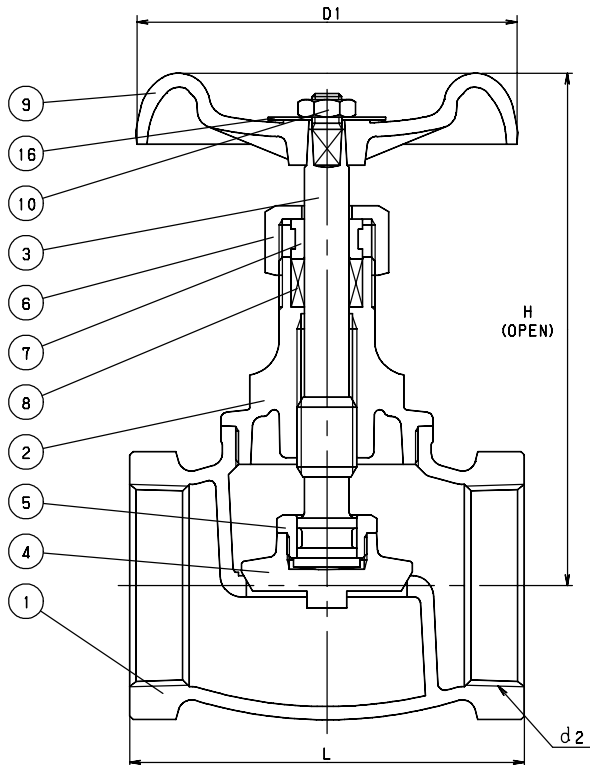


GLOBE

CLASS 150 BRONZE

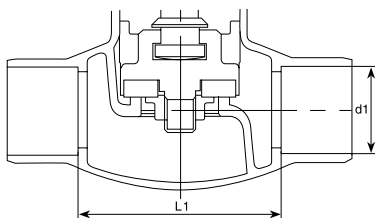
Union-Bonnet • Inside Screw • Rising Stem
G/F + PTFE Disc

CODE # 09 (AK150D) THREADED



2 1/2" & Larger

CODE # 10 (C150D) SOLDER*



STANDARDS

END TO END	KITZ
THREADED ENDS	ANSI B1.20.1
SOLDER JOINT ENDS	ANSI B16.18
DESIGN	MSS SP-80, TYPE 2
MILITARY	MSS SP-80, TYPE 2

PRESSURE/TEMPERATURE

150 PSI - SATURATED STEAM TO 366°F
- FLUID TO 406°F
300 PSI NON-SHOCK COLD WATER, OIL OR GAS

MATERIAL LIST

NO.	NAME OF PART	SPECIFICATION
1	BODY	CAST BRONZE (ASTM B62)
2	BONNET	CAST BRONZE (ASTM B62)
3	STEM	CAST BRONZE (ASTM B62)
4	DISC	G/F PTFE
6	PACKING NUT	FORGED BRASS (B283, C37700)
7	GLAND	BRASS ROD (B16)
8	GLAND PACKING	PLASTIC GRAPHITE
9	HAND WHEEL (1/4 - 1/2)	ZINC DIE-CAST (B86)
	(3/4 - 2 1/2)	ALUMINUM DIE-CAST (B85)
	(3)	DUCTILE IRON (A536)
10	WHEEL NUT	BRASS ROD (B16)
11	BONNET RING (1/4 - 2)	CAST BRONZE (B62)
12	DISC HOLDER	CAST BRONZE (B62)
13	DISC NUT (1/4 - 3/4)	BRASS ROD (B16)
	(1 - 3)	FORGED BRASS (B283, C37700)
14	SPLIT PIN	COPPER
16	NAME PLATE	ALUMINUM
19	GASKET	ARAMID FIBER SHEET
33	BONNET NUT	BRASS ROD (B16)
35	BONNET BOLT	CARBON STEEL

DIMENSIONS - WEIGHTS - QUANTITIES

d2 SIZE	H	D1	L	L1	d1		APPROX. NET WT.	CARTON QTY
					Max.	Min.		
1/4	4.29	2.36	2.09	1.66	.381	.377	46	48
3/8	4.29	2.36	2.17	1.64	.506	.502	47	48
1/2	4.57	2.76	2.52	1.83	.631	.627	40	36
3/4	5.35	3.54	3.07	2.24	.881	.877	45	24
1	5.87	3.94	3.54	2.59	1.132	1.128	50	16
1 1/4	6.81	4.53	4.13	3.02	1.382	1.378	53	12
1 1/2	7.17	4.53	4.72	3.53	1.633	1.628	46	8
2	8.23	5.31	5.71	4.41	2.133	2.128	42	4
2 1/2	9.72	6.10	6.69	5.13	2.633	2.628	52	3
3	10.83	7.09	7.87	6.29	3.133	3.128	28	1

*SEE PRESSURE/TEMPERATURE LIMITATIONS
FOR SOLDER JOINT VALVES - P. BIV-50.