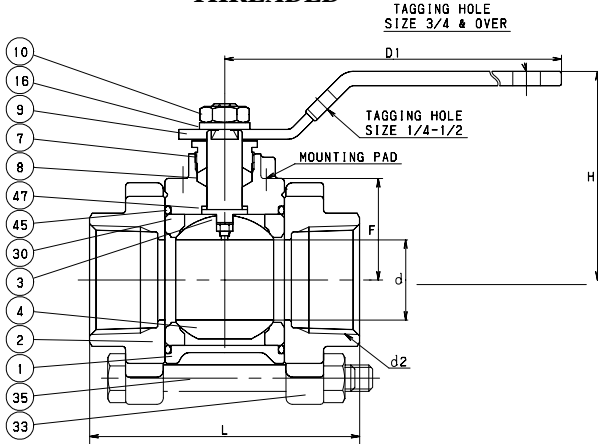


FORGED BRASS/CAST BRONZE BALL VALVE

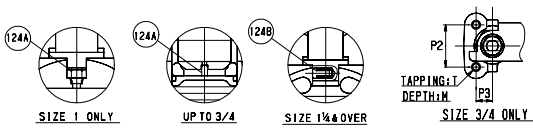
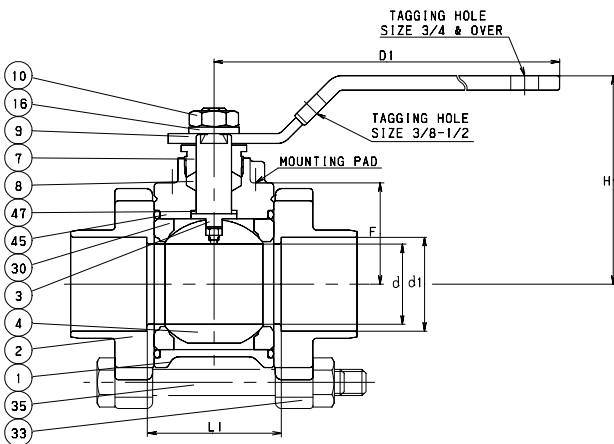
THREE PIECE BODY WITH MOUNTING PAD

Full Port • Blowout Proof Stem
 Chrome Plated Ball • PTFE Seats and Seals

CODE # 62 (AK3TM) THREADED



CODE # 63 (C3TM) SOLDER*



*REFERENCE VALVE INSTALLATION TIPS FOR SOUND SOLDER JOINTS (PAGE BV-66) OR SEE INSTALLATION SHEET PACKAGED WITH VALVE.

SPECIFICATION

Approved valve shall have three piece forged brass body, blowout proof stem, PTFE seats/seals, chrome plated ball, and full port design. Valves shall be pressure rated to 150 WSP/600 WOG and conform to MSS-SP 110.

KITZ Code No. 62 (AK3TM) Threaded Ends
 63 (C3TM) Soldered Ends

STANDARDS

END TO END	KITZ
THREADED ENDS	ANSI B1.20.1
SOLDER JOINT ENDS	ANSI B16.18
WALL THICKNESS	KITZ
CONFORMS TO MSS-SP 110	

PRESSURE/TEMPERATURE

150 PSI - SATURATED STEAM TO 366°F
 600 PSI NON-SHOCK COLD WATER, OIL OR GAS

NOTE: PRESSURE/TEMPERATURE CHART - PAGE BV-29

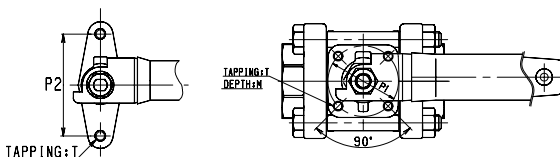
MATERIAL LIST

NO.	NAME OF PART	SPECIFICATION
1	BODY	FORGED BRASS (B283, C37700)
	(2 1/2")	CAST BRONZE (B584, C84400)
2	CAP	FORGED BRASS (B283, C37700)
3	STEM	(1) SPECIAL BRASS (KITZ "K-METAL")
4	BALL	(2) FORGED BRASS (B283, C37700)
7	GLAND	BRASS ROD (B16)
8	GLAND PACKING	PTFE
9	HANDLE	(3) CARBON STEEL
10	HANDLE NUT	CARBON STEEL
16	SPRING WASHER	CARBON STEEL
30	BALL SEAT	PTFE
33	CAP NUT	CARBON STEEL (A307 Gr. B)
35	CAP BOLT	CARBON STEEL (A307 Gr. B)
45	O-RING	FPM
47	THRUST WASHER	REINFORCED PTFE
124A	SPRING (1/4"-1")	STAINLESS STEEL (A313, TYPE 316)
124B	SPRING & PIN (1 1/4"-2 1/2")	STAINLESS STEEL (A313 & A276, TYPE 316)

NOTES: (1) PROPRIETARY DEZINCIFICATION RESISTANT MATERIAL.
 (2) CR. PLATING
 (3) ELECTROPLATED ZINC WITH PLASTIC COVERING

DIMENSIONS - WEIGHTS - QUANTITIES

d2 SIZE	d	H	D1	L	L1	L2	P1/P	P2	P3	F	d1	APPROX. CTN	NETWT.	QTY.
											Max. Min.			
1/4	.39	1.54	3.23	1.93	.96	1.10	-	1.77	-	.75	- -	42	60	
3/8	.39	1.54	3.23	1.93	.96	1.10	-	1.77	-	.75	.506 .502	42	60	
1/2	.59	1.89	3.23	2.40	1.20	-	-	1.77	-	.98	.631 .627	36	36	
3/4	.79	2.17	3.94	2.76	1.38	1.39	-	.87	.33	1.02	.881 .877	24	24	
1	.98	2.48	5.12	3.27	1.63	-	1.42	-	-	1.22	1.132 1.128	32	16	
1 1/4	1.26	2.72	5.12	3.90	1.95	-	1.42	-	-	1.46	1.382 1.378	32	8	
1 1/2	1.57	3.07	5.91	4.61	2.30	2.30	1.42	-	-	1.77	1.633 1.628	42	6	
2	1.97	3.35	5.91	5.47	2.74	-	1.42	-	-	2.05	2.133 2.128	44	4	
2 1/2	2.56	4.25	7.87	6.57	3.29	3.32	1.97	-	-	3.01	2.633 2.628	52	4	



T - 10-24 UNC	(1/4"-3/4")
M5	(1"-2")
M6	(2 1/2")
M - .21	(1/4", 3/8")
.22	(1/2")
.39	(3/4"-2")
.35	(2 1/2")