



M. A. Stewart & Sons Ltd.
VALVES AND FITTINGS

B Series Forged Brass Ball Valves

B-1F

Full port (1/2" to 2")
Large port (2 1/2", 3" & 4")
NPT threads to manufacturer's standard
Two piece body
Blowout-proof stem
Adjustable packing gland
Class 150 WSP
1/2" to 2": 600 WOG
2 1/2" to 4": 400 WOG
Markings to MSS-SP25

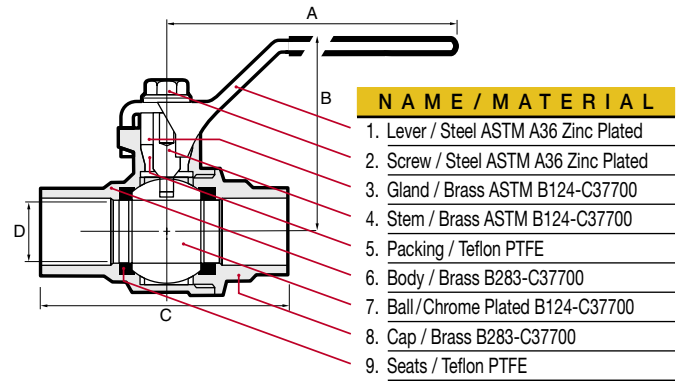
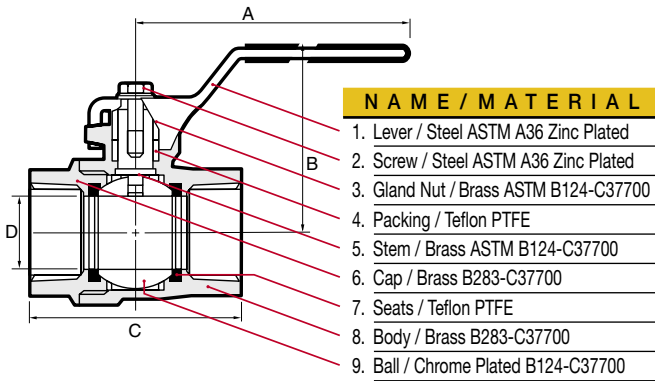


B-2F

Full port
Two piece body
Blowout-proof stem
Adjustable packing gland
Class 150 WSP, 400 WOG
ANSI B16.22 solder ends (CXC)
Markings to MSS-SP25



1.1



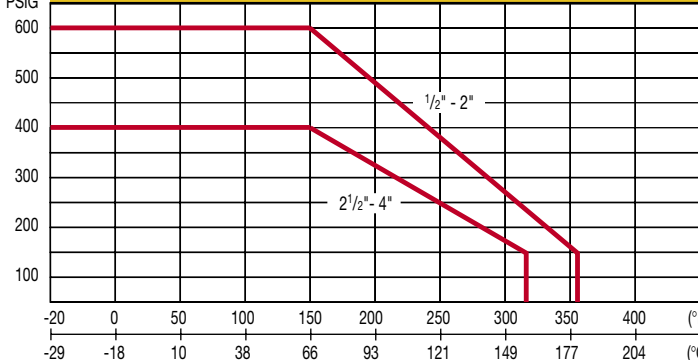
D I M E N S I O N S

size (in.)	1/2	3/4	1	1 1/4	1 1/2	2	2 1/2	3	4
A	91.5	91.5	126.5	126.5	142	142	143	200	281
mm/in	3.60	3.60	4.98	4.98	5.59	5.59	5.63	7.87	11.06
B	53.7	57.5	66.0	72.5	82	89.5	90	118	132
mm/in	2.11	2.26	2.60	2.85	3.23	3.52	3.54	4.65	5.20
C	48.8	56.0	65.4	78.0	91.2	107.3	118	141	163
mm/in	1.92	2.20	2.57	3.07	3.59	4.22	4.64	5.55	6.41
D	15.0	20.0	25.1	32.0	40.0	50.0	50	65	80
mm/in	0.59	0.79	0.99	1.26	1.57	1.96	1.96	2.55	3.14
CV	15	30	60	110	130	360			
Weight	0.50	0.7	1.0	1.9	2.7	4.1	10.427	17.460	26.212
lb/kg	0.20	0.30	0.45	0.85	1.25	1.85	4.73	7.92	11.89

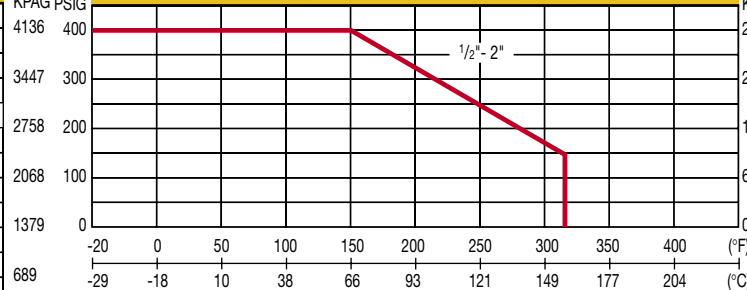
D I M E N S I O N S

size (in.)	1/2	3/4	1	1 1/4	1 1/2	2
A	91.5	91.5	126.5	126.5	142.0	142.0
mm/in	3.60	3.60	4.98	4.98	5.59	5.59
B	53.7	57.5	66.0	72.5	82.0	89.5
mm/in	2.11	2.26	2.60	2.85	2.23	3.52
C	54.0	73.0	86.0	99.0	115.0	140.0
mm/in	2.13	2.87	3.39	3.90	4.53	5.51
D	15.0	20.0	25.0	32.0	40.0	50.0
mm/in	0.59	0.79	0.98	1.23	1.57	1.97
CV	15	30	60	110	130	360
Weight	0.4	0.6	1.2	1.4	2.3	4.1
lb/kg	0.20	0.25	0.55	0.60	1.05	1.85

S E A T R A T I N G



S E A T R A T I N G



Solder ends subject to limits as specified by ANSI B16.22