

B Series Forged Brass Ball Valves with Drain

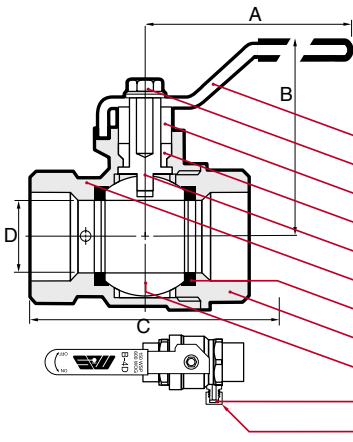
B-3D

Full port
Two piece body
Blowout-proof stem
Adjustable packing gland
600 WOG, ANSI B1.20.1 NPT
Markings to MSS-SP25
NPT threads to manufacturer's standard
CRN number available upon request



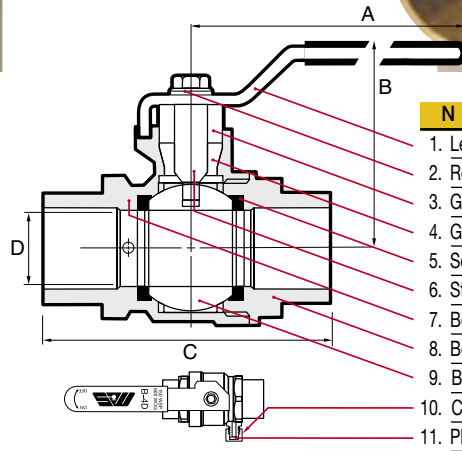
B-4D

Full port
Two piece body
Blowout-proof stem
Adjustable packing gland
600 WOG
Markings to MSS-SP25
ANSI B16.22 solder ends (CXC)
CRN number available upon request



NAME / MATERIAL

1. Lever / Steel ASTM A36
2. Retaining Screw / Steel ASTM A36
3. Gland Nut / Brass ASTM B124-C37700
4. Packing Ring / Teflon PTFE
5. Stem / Brass ASTM B124-C37700
6. Body / Brass B-283-C37700
7. Seat / Teflon PTFE
8. Body / Brass B-283-C37700
9. Ball / Brass B283-C37700
10. Cap Washer / EPDM 50/60 SH
11. Plug / Brass B124-C37700

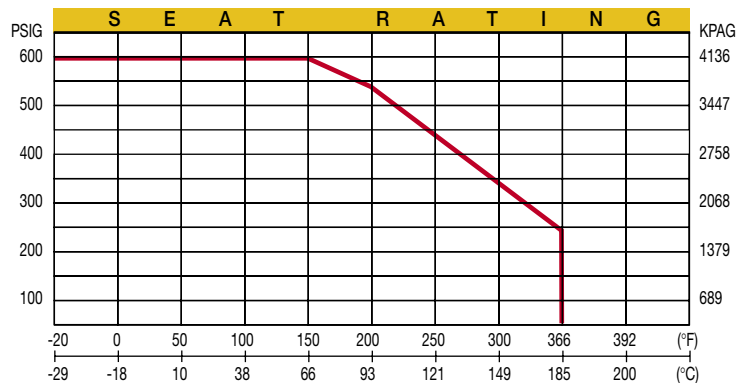
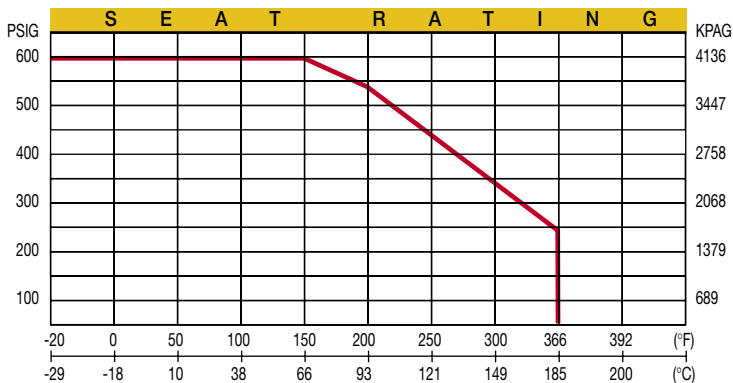


NAME / MATERIAL

1. Lever / Steel ASTM A36
2. Retaining Screw / Steel ASTM A36
3. Gland Nut / Brass ASTM B124-C37700
4. Gasket / Teflon PTFE
5. Seats / Teflon PTFE
6. Stem / Brass ASTM B124-C37700
7. Body / Brass B-283-C37700
8. Body / Brass B-283-C37700
9. Ball / Brass B283-C37700
10. Cap Washer / EPDM 50/60 SH
11. Plug / Brass B124-C37700

D I M E N S I O N S			
size (in.)	1/2	3/4	1
A	91.5	91.5	126.5
mm/in	3.60	3.60	4.98
B	54.4	57.8	66.3
mm/in	2.14	2.28	2.61
C	53.0	62.0	71.0
mm/in	2.08	2.44	2.80
D	15.0	20.0	25.0
mm/in	0.59	0.78	0.98
CV	15	30	60
Weight	0.56	0.78	1.25
lb/kg	0.254	0.353	0.567

D I M E N S I O N S			
size (in.)	1/2	3/4	1
A	91.5	91.5	126.5
mm/in	3.60	3.60	4.98
B	54.4	57.8	66.3
mm/in	2.14	2.28	2.61
C	56.5	75.0	87.0
mm/in	2.22	2.95	3.43
D	15.0	20.0	25.0
mm/in	0.59	0.78	0.98
CV	15	30	60
Weight	0.59	0.78	1.25
lb/kg	0.267	0.353	0.567



Solder ends subject to limits as specified by ANSI B16.22