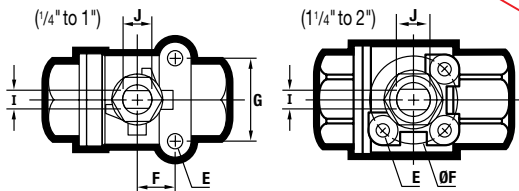
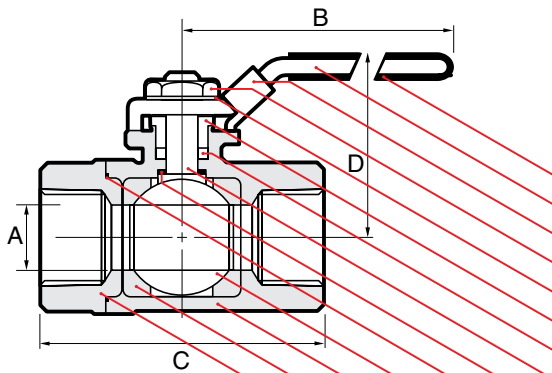
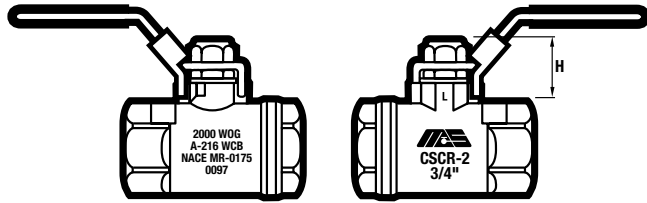


C Series Carbon Steel, 250 Steam Rated Ball Valves

CSCR-2-250



- Large port
- NPT threads to ANSI B1.20.1
- Two piece body
- 250 PSIG Steam Trim**
- Blowout-proof stem
- Adjustable packing gland
- Locking lever handle
- Actuator mounting pad
- Comply to NACE MR-01-75-2000 & MR-01-03
- 2000 p.s.i., W.O.G.



NAME / MATERIAL

1. Handle Grip / Vinyl
2. Handle / Stainless Steel A276 Type 304
3. Locking Device / Stainless Steel A276 Type 304
4. Handle Nut / Stainless Steel A276 Type 304
5. Stem Washer / Stainless Steel A276 Type 304
6. Gland Nut / Carbon Steel A108
7. Packing / R-PTFE (TFM-4215)
8. Stem / Stainless Steel A276 Type 316
9. Thrust Washer / R-PTFE (TFM-4215)
10. Gasket / R-PTFE (TFM-4215)
11. Ball / Stainless Steel A351 CF8M (316)
12. Body / Cast Steel A216 WCB
13. Seat / R-PTFE (TFM-4215)
14. Cap / Cast Steel A216 WCB

D I M E N S I O N S

size	8	10	15	20	25	32	40	50
mm/in	1/4	3/8	1/2	3/4	1	1 1/4	1 1/2	2
A	11.0	12.5	12.5	17.5	20.6	25.0	31.8	38.0
mm/in	0.433	0.492	0.492	0.689	0.866	0.964	1.252	1.496
B	103.5	103.5	103.5	125.0	125.0	193.0	193.0	193.0
mm/in	4.075	4.075	4.075	4.921	4.921	7.598	7.598	7.598
C	58.5	58.5	61.5	79.5	88.5	102	111	137
mm/in	2.303	2.303	2.421	3.130	3.484	4.016	4.370	5.394
D	54.0	54.0	57.0	65.5	69.5	88.5	94.5	107.0
mm/in	2.130	2.130	2.240	2.580	2.740	3.484	3.720	4.213
E	M6	M6	M6	M6	M6	M8	M8	M8
mm/in	M6	M6	M6	M6	M6	M8	M8	M8
F	12.7	12.7	12.7	22.1	22.1	50.0	50.0	50.0
mm/in	0.5	0.5	0.5	0.87	0.87	1.968	1.968	1.968
ISO Flange						F05	F05	F05
G	28.45	28.45	28.45	34.8	34.8			
mm/in	1.12	1.12	1.12	1.37	1.37			
H	24.50	24.50	22.50	27.50	27.50	24.50	24.50	26.00
mm/in	0.965	0.965	0.886	1.083	1.083	0.965	0.965	1.024
I	5.50	5.50	5.50	6.50	6.50	8.00	8.00	10.00
mm/in	0.217	0.217	0.217	0.256	0.256	0.315	0.315	0.394
J	7.70	7.70	7.70	9.30	9.30	12.50	12.50	15.60
mm/in	0.303	0.303	0.303	0.367	0.367	0.462	0.492	0.614
CV	8	10	15	30	40	48	80	108
weights	0.347	0.331	0.314	0.602	0.781	1.477	1.987	2.633
kg/lb	0.763	0.728	0.691	1.324	1.718	3.249	4.371	5.793

• All mounting pads are not tapped, but have reserve holes cast in (except 3/4" and 1" which are dimpled). Recommended tapping sizes are listed for reference only.

