

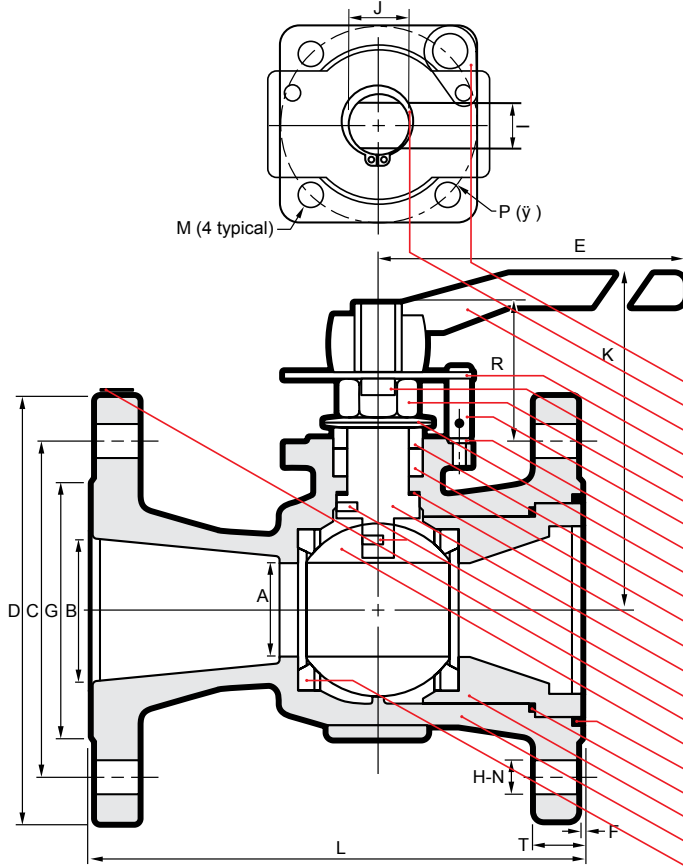
# F Series Flanged Carbon Steel Ball Valves

## F-300-CS-R-SS-N



Reduced port, One piece body  
ANSI B16.34 Class 300  
Blowout-proof stem  
ISO 5211 Mounting pad  
Floating Ball, Anti-static device  
Fire-safe design  
Valves comply to NACE MR-01-75  
**Model F-300-LC-R-SS-N (LCC body) is available**

3.4

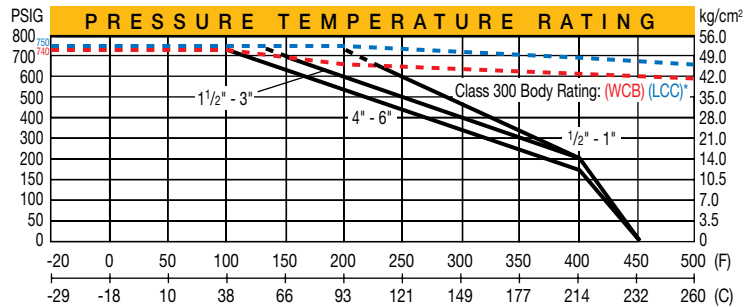
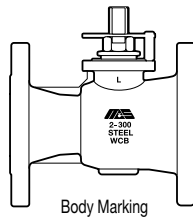


NAME / MATERIAL		
Model Code; CS	LC	*FS
1. Lock Plate / Stainless Steel 304 - A276		
2. Retaining Ring / Carbon Steel		
3. Handle / Ductile Iron		
4. Stopper Plate / Stainless Steel 304 - A276		
5. Lock Washer / Stainless Steel 304 - A276		
6. Gland Nut / Carbon Steel		
7. Stopper Pin / Stainless Steel 304 - A276		
8. Lock Washer / Stainless Steel 304 - A276		
9. Belleville Washer / Stainless Steel 301		
10. Gland / Stainless Steel 304 - A276		
11. Packing / PTFE		(Graphite)
12. Thrust Washer / Reinforced Teflon 15% GFT		
13. Stem / Stainless Steel 316 - A276		
14. Anti-Static Device / Stainless Steel 304 - A276		
15. Identification Plate / Stainless Steel 304 - A276		
16. Ball / A351 - CF8M		
17. N/A		(Body Seal / Graphite)
18. Body Seal / PTFE (TFM-1600)		
19. Body Insert / A216-WCB	(A352 LCC)	
20. Body / A216-WCB	(A352 LCC)	
21. Seat / PTFE (TFM-1600)		

\*Fire Safe Certified to API-607

FIG.	F-300-CS-R-SS-N	CLASS	300	SIZE	2	B16.34
SEAT	PTFE	BODY	WCB	TRIM	316	NACE
RATING	740 PSIG AT 100°F/200 PSIG AT 400° MAX CS - IDENTIFICATION PLATE					

FIG.	F-300-LC-R-SS-N	CLASS	300	SIZE	2	B16.34
SEAT	PTFE	BODY	LCC	TRIM	316	NACE
RATING	750 PSIG AT 100°F/200 PSIG AT 400° MAX LC - IDENTIFICATION PLATE					



\*LCC body rated to -50F/-46C

size	D		I		M		E		N		S		I		O		N		S		Weight (kg/lb)
	A	B	C	D	E	F	G	H	I	J	K	L	M	N	P	T	R	ISO 5211 flange type			
2"	38	50	127	165	230	1.6	92	19	14	20	125	216	5/16" UNC	8	70	22.3	49	F07		11.19	
	1.50	1.97	5.00	6.50	9.06	0.06	3.62	0.75	0.55	0.79	4.92	8.50			2.76	0.88	1.93			24.62	
3"	58	76	168	210	400	1.6	127	22	17	25	168	283	3/8" UNC	8	70	28.5	59	F07		23.47	
	2.28	3.00	6.61	8.27	15.75	0.06	5.00	0.88	0.67	0.98	6.61	11.14			2.76	1.12	2.32			51.63	
4"	76	102	200	254	400	1.6	157	22	17	25	183	305	3/8" UNC	8	70	31.8	59	F07		35.72	
	3.00	4.02	7.87	10.00	15.75	0.06	6.18	0.88	0.67	0.98	7.20	12.00			2.76	1.25	2.32			78.58	
6"	114	152	270	318	750	1.6	216	22	23	34	245	403	1/2" UNC	12	125	36.6	73	F12		79.21	
	4.49	5.98	10.63	12.52	29.53	0.06	8.50	0.88	0.91	1.34	9.65	15.87			4.92	1.44	2.87			174.26	