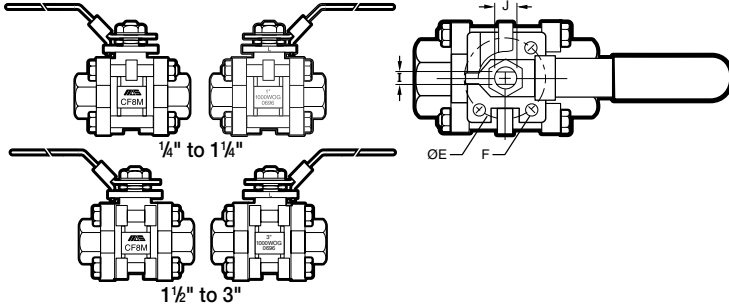


G Series Investment Cast Stainless Steel Ball Valves

G3SW

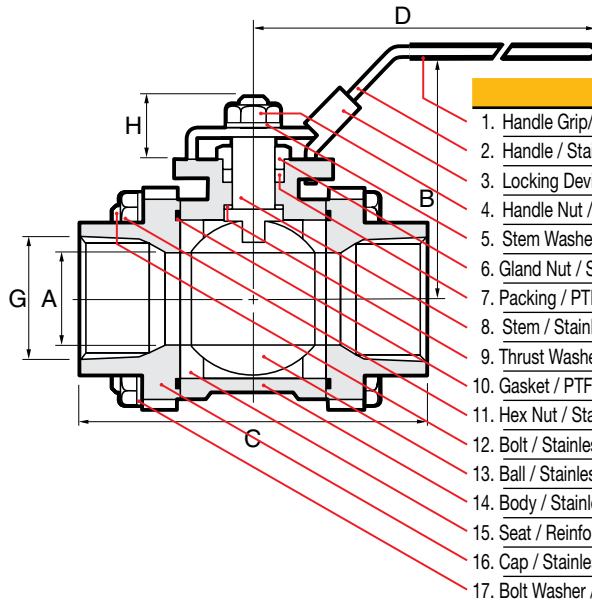


Full port
Socket Weld ends to ANSI B16.11
Three piece body
Blowout-proof stem
Adjustable packing gland
Locking lever handle
ISO 5211 mounting pad
2000 PSI, WOG 1/4" to 1"
1500 PSI, WOG 1/4" to 3"



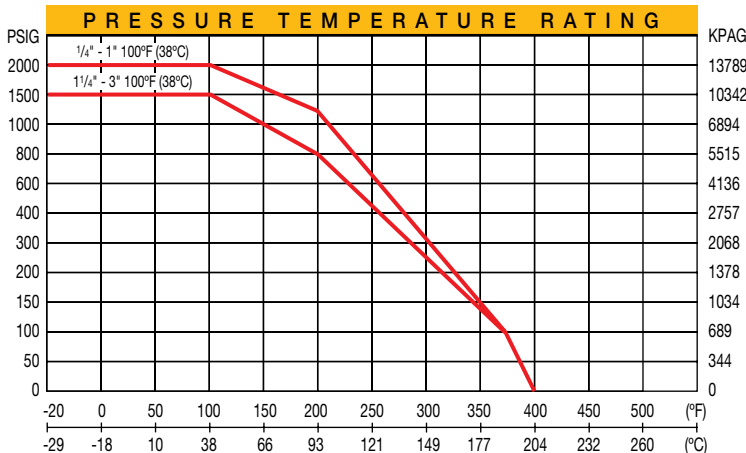
2.9

Optional model G3-BW
(Butt-Weld end)
available on request



NAME / MATERIAL

1. Handle Grip/ Vinyl
2. Handle / Stainless Steel A276 Type 304
3. Locking Device / Stainless Steel A276 Type 304
4. Handle Nut / Stainless Steel A276 Type 304
5. Stem Washer / Stainless Steel A276 Type 304
6. Gland Nut / Stainless Steel A276 Type 304
7. Packing / PTFE
8. Stem / Stainless Steel A276 Type 316
9. Thrust Washer / Reinforced Teflon 15% GFT
10. Gasket / PTFE
11. Hex Nut / Stainless Steel A194 Grade 8
12. Bolt / Stainless Steel A193 Grade B8
13. Ball / Stainless Steel A351 - CF8M (316)
14. Body / Stainless Steel A351 - CF8M (316)
15. Seat / Reinforced Teflon 15% GFT
16. Cap / Stainless Steel A351 - CF3M (316L)
17. Bolt Washer / Stainless Steel A276 Type 304



D I M E N S I O N S

size	8	10	15	20	25	32	40	50	65	80
A	9.50	9.50	15.00	20.00	25.00	32.00	38.00	50.50	65.00	78.00
B	67.00	67.00	68.50	75.00	79.00	88.50	94.50	107.00	129.50	139.50
C	60.00	60.00	70.00	76.00	92.00	105.00	120.00	138.00	170.50	191.00
D	120.00	120.00	120.00	139.00	139.00	193.00	193.00	193.00	244.00	244.00
E	36.00	36.00	36.00	42.00	42.00	50.00	70.00	70.00	102.00	102.00
F	M6	M6	M6	M6	M6	M8	M8	M8	M8	M8
ISO Flg	F03	F03	F03	F04	F04	F05	F07	F07	F10	F10
G	14.20	17.60	21.70	27.10	33.80	42.60	48.70	61.00	73.80	90.00
H	11.50	12.50	14.50	18.00	18.00	23.50	22.50	25.00	32.50	31.00
I	0.45	0.49	0.57	0.71	0.71	0.93	0.89	0.98	1.28	1.22
J	7.70	7.70	7.70	9.30	9.30	12.50	12.50	15.60	18.80	18.80
CV	10.0	10.0	26.0	50.0	68.0	120.0	170.0	360.0	510.0	900.0
wt.	0.415	0.400	0.600	0.880	1.150	1.870	2.670	4.620	8.250	13.000
kg/lb	0.913	0.880	1.320	1.936	2.530	4.114	5.874	10.164	18.150	28.600